

Happy Hearts






1

Jenny Dooley - Virginia Evans



Express Publishing

4 Ronnie can jump!



Unit 4 - Ronnie can jump!

Lesson 1

- Hello, everyone. (Track 02)
- Play *What's in my basket?*
- Listen to the *Ronnie and Kenny* song. (Track 29)
- Play *Keep Still!*

Worksheet 1 page 41

- Match Ronnie, Danny and Kenny.
- Bye-bye, everyone. (Track 06)

Lesson 2

- Remove the *Ronnie* press out.
- Sing the *Ronnie and Kenny* song. (Track 29)

Ronnie and Kenny (Track 29) (Tune: The farmer's in his den)

Ronnie Rabbit can jump.
Ronnie Rabbit can jump.
Ronnie Rabbit can jump and jump,
BOING! BOING! BOING!

Little Kenny can sing.
Little Kenny can sing.
Little Kenny can sing and sing,
LA! LA! LA!



Unit 4 - Ronnie can jump!

Lesson 3

- Hello, everyone. (Track 02)
- Play *What's in my basket?*
- Listen to the *I can!* song. (Track 31)
- Play *Follow the Leader*.


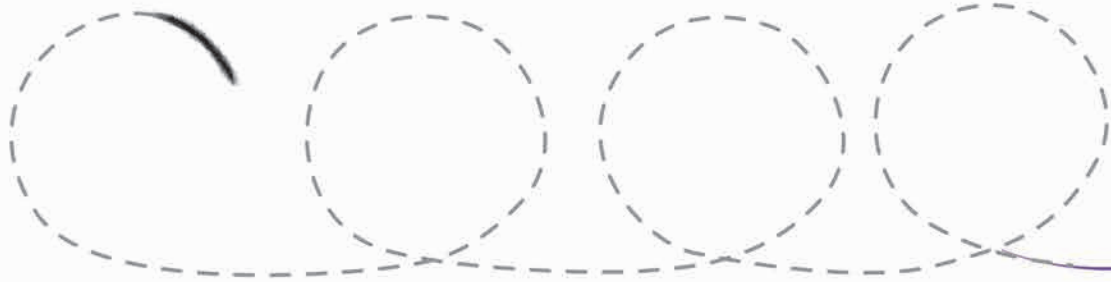
Worksheet 2 page 43

- Match Ronnie, Molly, Billy and Kenny.
 - Listen to the *I can!* song and point to Ronnie and his friends. (Track 31)
-
- Bye-bye, everyone. (Track 06)

I can! (Track 31)
(Tune: Sur le pont d'Avignon)

I can dance,
Yes, I can.
I can dance, I can dance!
I can dance,
Yes, I can.
I can dance,
Look at me!

I can draw,
Yes, I can.
I can draw, I can draw!
I can draw,
Yes, I can.
I can draw,
Look at me!



Unit 4 - Ronnie can jump!

Lesson 4

- Hello, everyone. (Track 02)
- Play *What's in my basket?*
- Listen to the *I can!* song. (Track 31)
- Play *Can you?*

Worksheet 3 page 45

- Trace the lines.

- Bye-bye, everyone. (Track 06)



1

2

3

4

5



Unit 4 - Ronnie can jump!

Lesson 5

- Hello, everyone. (Track 02)
- Play *What's in my basket?*
- Listen to the *One little rabbit* song. (Track 33)
- Play *Clap! Clap!*

Worksheet 4 page 47

- Trace the numbers. Match them to the rabbit, apples, biscuits, carrots and cakes.
 - Listen to the *One little rabbit* song and point to the numbers. (Track 33)
-
- Bye-bye, everyone. (Track 06)

Lesson 6 – Toy Box

- Make a Ronnie Rabbit mask.

One little rabbit (Track 33)

One little rabbit clapping with me,
Clap, clap, clap, happy as can be!

Two little rabbits clapping with me,
Clap, clap, clap, happy as can be!

Three little rabbits clapping with me,
Clap, clap, clap, happy as can be!

Four little rabbits clapping with me,
Clap, clap, clap, happy as can be!

Five little rabbits clapping with me,
Clap, clap, clap, happy as can be!







Unit 4 - Ronnie can jump!

Lesson 7

- Hello, everyone.
(Track 02)
- Listen to the *The big carrot* story.
(Track 35)

Worksheets 5, 6 pages 49-51

- Find the stickers.
 - Colour the carrot.
-
- Bye-bye, everyone.
(Track 06)

Lesson 8

- Let's look at the story again. (Track 35)
- Play *Help me, please!*

The big carrot (Track 35)

Story Card 1

Ronnie is in the garden.
"I'm very hungry," he says.
"What can I eat?"
HOP! HOP! HOP!
Ronnie finds a BIG carrot.
"A BIG carrot. Yummy!"
Ronnie pulls and pulls.
But he can't pull the carrot out!

Story Card 2

So Ronnie calls Kenny.
"Kenny, Kenny!
Help me, please.
Pull the carrot out with me!"
Ronnie and Kenny pull and pull.
But they can't pull the carrot out!

Story Card 3

So Ronnie calls Polly.
"Polly, Polly!
Help me, please.
Pull the carrot out with me!"
Ronnie, Kenny and Polly pull and pull.
But they can't pull the carrot out!

Story Card 4

So Ronnie calls Danny.
"Danny, Danny!
Help me, please.
Pull the carrot out with me!"
Ronnie, Kenny, Polly and Danny pull and pull.

Story Card 5

They pull the carrot out!
"Well done, everyone," says Ronnie.
"Now we can ALL eat the carrot.
Yummy!"

4 Ronnie can jump!




Sample pages from
Happy Hearts 1 Activity Book



1 2 3 4 5



1 2 3 4 5





3



2



1



5



4

